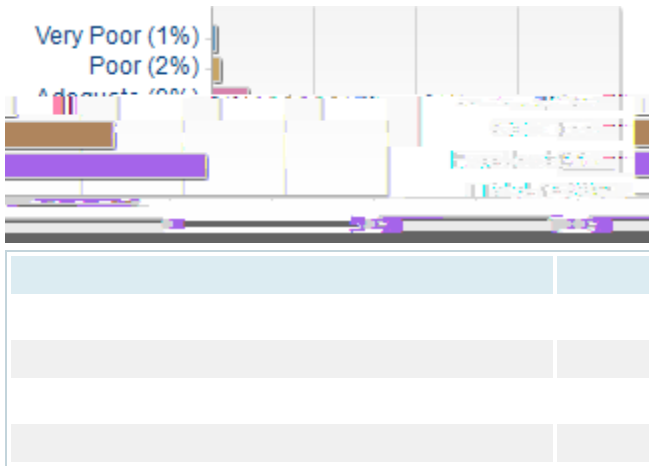




UVg7ej33333333 Q q Q q q Q Q q Q q q culty bl q

| | |
|--|--|
| | |
| | |
| | |
| | |

and their ideas



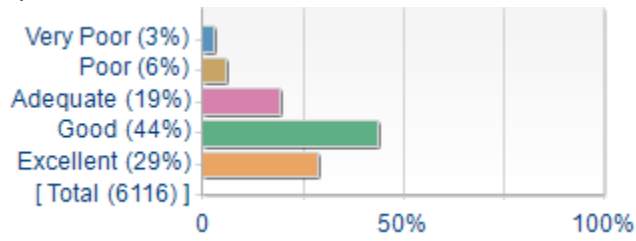
| | |
|--|--|
| | |
| | |
| | |
| | |

| | |
|--------------------|---------|
| Standard Deviation | +/-1.02 |
|--------------------|---------|

| | |
|--------|------|
| Median | 4.00 |
|--------|------|

| | |
|--------------------|---------|
| Standard Deviation | +/-0.99 |
|--------------------|---------|

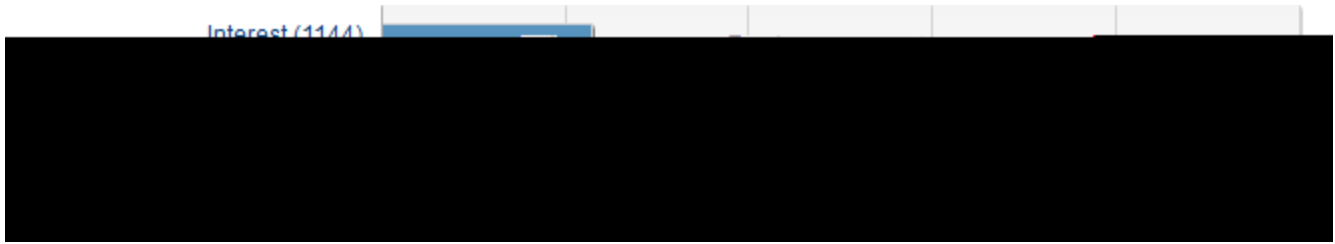
7. Overall, the course offered an effective learning experience



| Statistics | Value |
|--------------------|---------|
| Response Count | 6116 |
| Mean | 3.90 |
| Median | 4.00 |
| Standard Deviation | +/-0.97 |

III Statements About The Students:

My primary reason for taking the course.



The approximate number of classes or labs that I did not attend



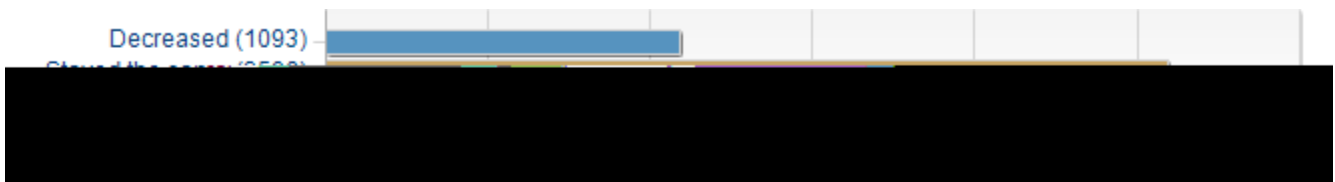
Relative to other courses I have taken at UVic, the workload in this course was



The approximate number of hours per week I spent studying for this course outside of class time:

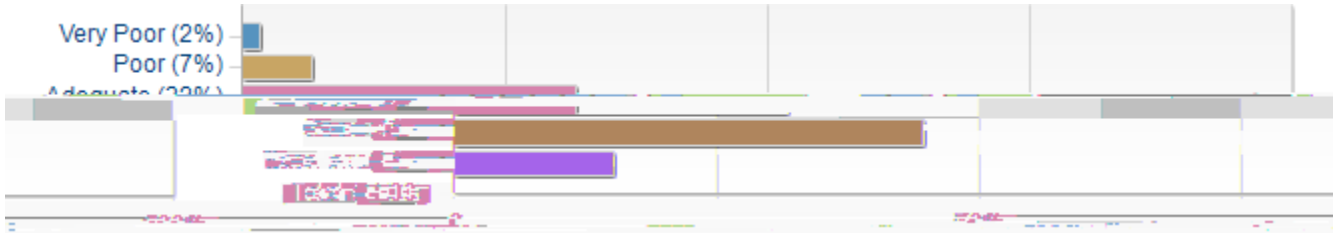


As a result of my experience in this course, my interest in the material:




IV Additional Statments:

The way the assignments were weighted (as a proportion of the final grad) was fair and logical.



| Statistics | Value |
|--------------------|---------|
| Response Count | 1100 |
| Mean | 3.65 |
| Median | 4.00 |
| Standard Deviation | +/-0.88 |

The workload was manageable and spread evenly throughout the length of the course.



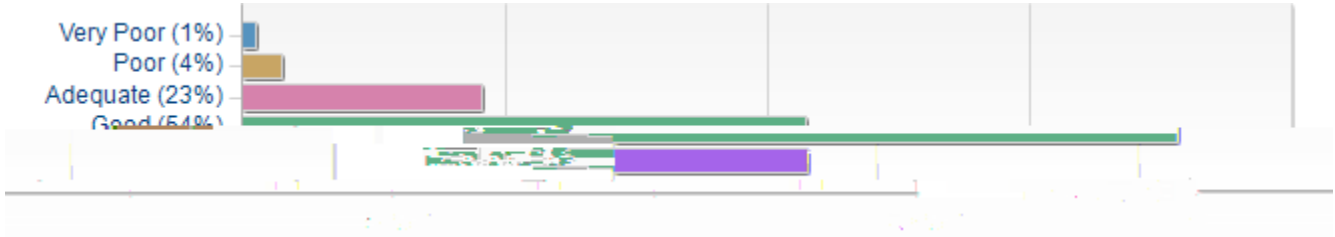
| Statistics | Value |
|--------------------|---------|
| Response Count | 1099 |
| Mean | 3.75 |
| Median | 4.00 |
| Standard Deviation | +/-0.84 |

The instructor spoke in a clear and concise manner.



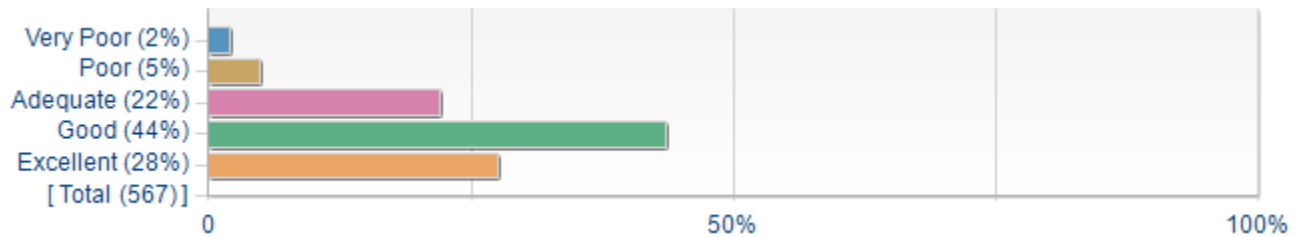
| Statistics | Value |
|--------------------|---------|
| Response Count | 1100 |
| Mean | 3.97 |
| Median | 4.00 |
| Standard Deviation | +/-1.07 |

The course provided a balanced and thorough examination of the subject.



| Statistics | Value |
|--------------------|---------|
| Response Count | 1100 |
| Mean | 3.84 |
| Median | 4.00 |
| Standard Deviation | +/-0.81 |

Please answer only if you are evaluating a seminar: The instructor Please answer only if y



| Statistics | Value |
|--------------------|---------|
| Response Count | 567 |
| Mean | 3.90 |
| Median | 4.00 |
| Standard Deviation | +/-0.93 |

| Options | Count | Percentage |
|----------------------------------------------------|-------|------------|
| Yes | 3115 | 44% |
| No | 3549 | 50% |
| Does not apply (online course, field course, etc.) | 377 | 5% |